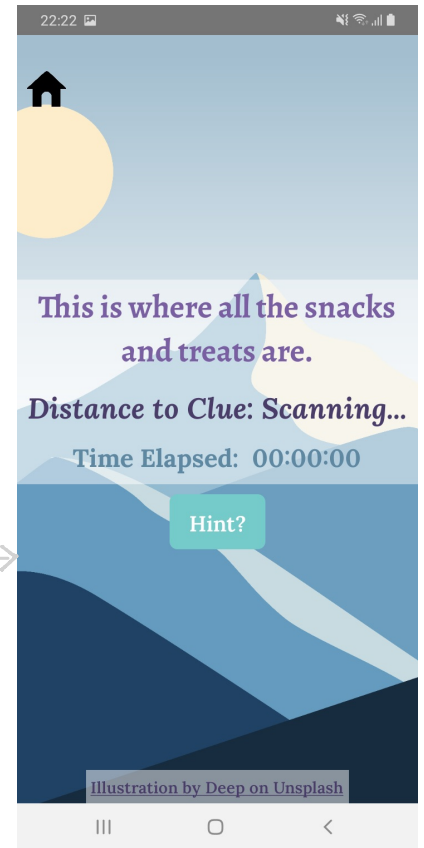
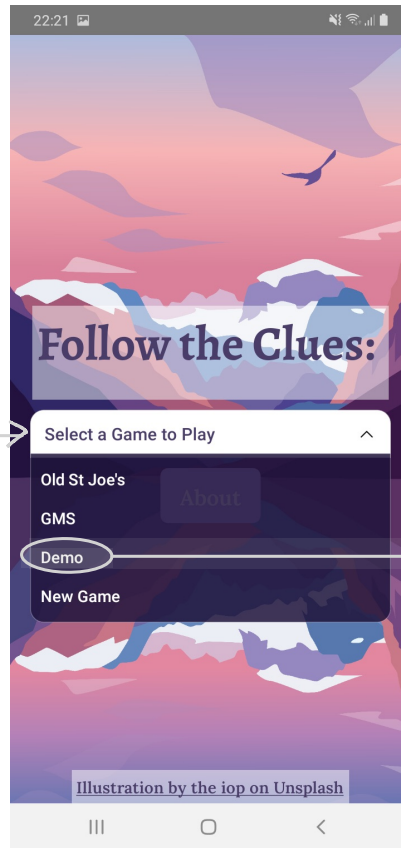


**CAPSTONE 2026 PROJECT:
FOLLOW THE CLUES!
DEVELOPED BY: HANNAH THIRY
USER GUIDE**

MAIN APP: HOW TO START A GAME



MAIN APP: ABOUT PAGE

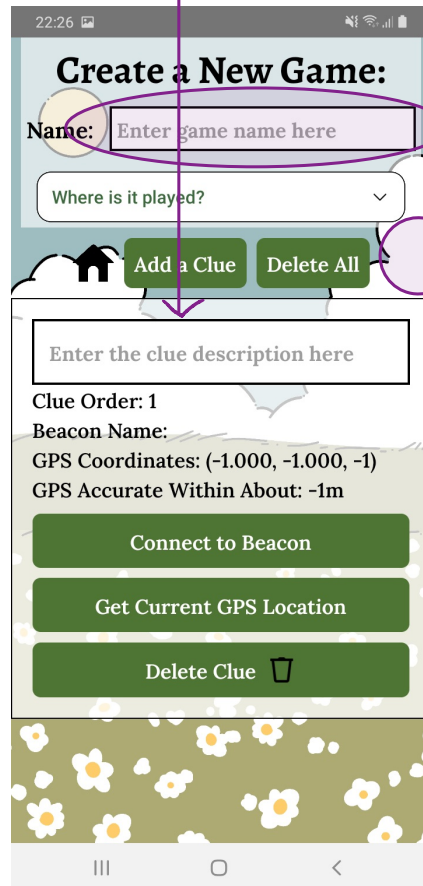
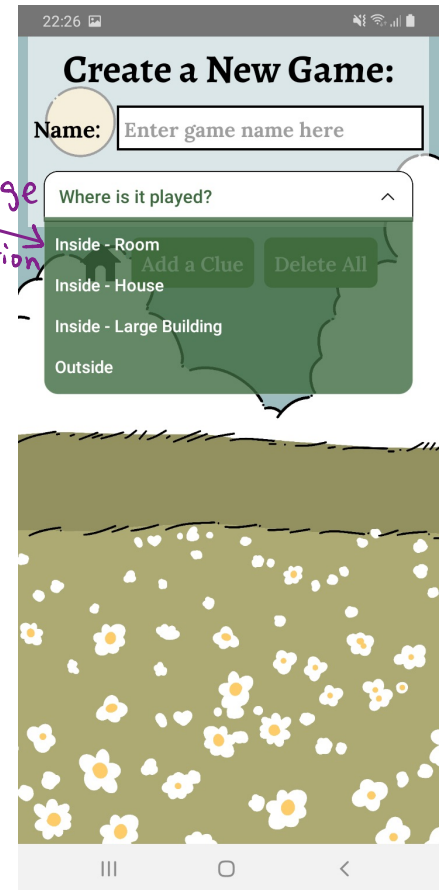
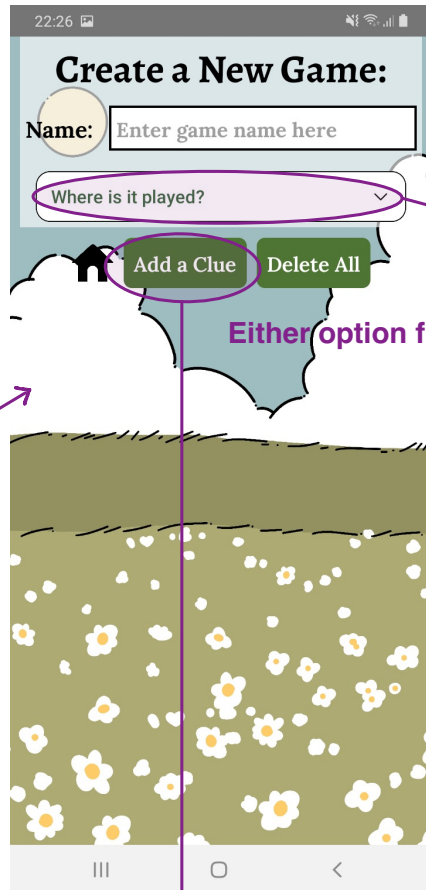


MAIN APP: HOW TO ASK FOR A HINT



Note: Measured in meters

ADMIN APP: HOW TO CREATE A GAME



Add a game name in order to save the game.

There is a hidden save button here. It will appear when a game name is set.

ADMIN APP: HOW TO DELETE CLUES OR GAME

Deletes the all the clues

There is a confirmation pop-up message that confirms you want to actually delete all the clues.

Deletes the entire game

There is a confirmation pop-up message that confirms you want to actually delete the game.

Deletes the specific clue

There is a confirmation pop-up message that confirms you want to actually delete the clue.

The screenshot shows a mobile app interface with a 'Demo' header. It includes a 'Name' field with 'Demo' entered, a location dropdown set to 'Inside - Room', and buttons for 'Delete This Game', 'Add a Clue', 'Delete All', and 'Save'. Below this is a clue card with the text 'This person is a CS faculty member', 'Clue Order: 2', 'Beacon Name: BeaconL6', 'GPS Coordinates: (44.445, -88.065, 157)', and 'GPS Accurate Within About: 17m'. The clue card has buttons for 'Connect to Beacon', 'Get Current GPS Location', and 'Delete Clue'.

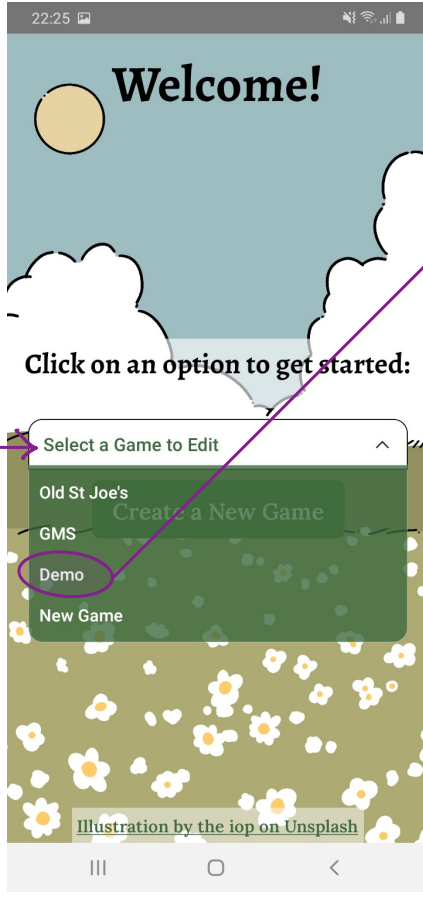
ADMIN APP: HOW TO EDIT A CLUE

This grabs your current GPS Coordinates. Rule of thumb for the accuracy is to be 25m or less.

Choose the device you want for the clue.

The screenshot shows the 'Demo' app interface with the 'Get Current GPS Location' button highlighted. A modal window titled 'Select a Device' is open, displaying a list of devices: 'JLab GO Pop+-BLE' (9F:DA:07:74:D9:68), '[TV] Samsung 8 Series (65)' (A4:30:7A:70:9F:56), 'LE-Bose Revolve SoundLink' (65:36:E0:F5:60:26), 'BeaconL6' (DD:34:02:08:FC:88), 'BeaconL7' (DD:34:02:06:74:17), and 'BeaconL10' (DD:34:02:06:74:49). The 'BeaconL6' device is selected and highlighted. A 'Cancel' button is at the bottom of the modal, and a 'Delete Clue' button is visible at the bottom of the app screen.

ADMIN APP: HOW TO DISPLAY A GAME



Choose which game to edit.



Note: The process of adding a clue is the same as creating a game.